



FUNWESTDOLL

USER MANUAL

Fun



Realistic



Fantasy



CONTENTS

- ① Funwest Doll Introduction..... 3
- ② Funwest Doll Packing List..... 4
- ③ Funwest Doll Movement Range..... 5
- ④ Funwest Doll Assembly..... 10
- ⑤ Funwest Doll Care And Longevity..... 11
- ⑥ Funwest Doll Cleaning..... 12
- ⑦ Funwest Doll Storage..... 13
- ⑧ Funwest Doll Warranty..... 14
- ⑨ Funwest Doll Customer Support..... 15
- ⑩ Funwest Doll Disclaimer..... 16



Funwest Doll Introduction

Thank you for choosing Funwest Doll to love!

Funwest Doll is the most realistic, high-quality and impressive love doll anywhere in the world.

The skin of Funwest Doll is made of high quality TPE (thermoplastic elastomer). A sturdy and flexible skeleton as well as a reinforced resin skull for TPE head are required to support the body.

All materials comply with health & safety standards and are harmless to humans as well as being environmentally friendly.

Please be sure to read through this user manual and make sure that all steps are understood to keep your Funwest Doll in the best possible condition.



Funwest Doll Packing List

user manual



Included with every purchase:

- 1x Funwesst Doll body
- 1x Funwest Doll head
- 1x Wig (according to order)
- 1x Eyes (according to order)



Accessories

- 1x Lingerie (random color)
- 1x White gloves for handling
- 1x Water washing douche
- 1x TPE material for repair
- 1x USB heating probe
- 1x Care blanket
- 1x Comb

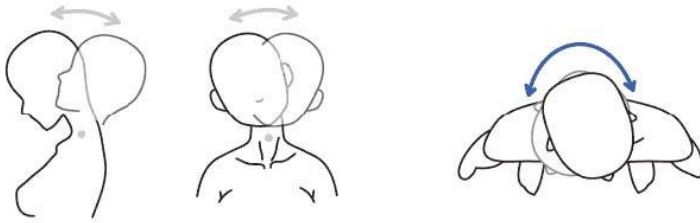
Funwest Doll Movement Range

user manual

Funwest Doll is made of simulation human body. Due to the characteristics of the product itself, excessive activity or too large a movement angle may result in the rupture of the doll skin, thus please read the instructions and take good care of the doll in use.

Here are activity limitations for every body part of our TPE dolls:

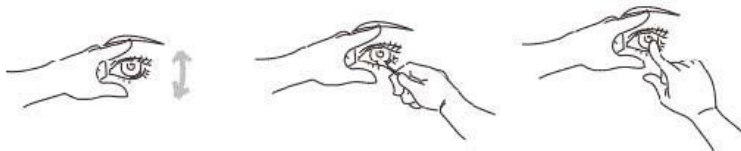
Head movements



After attached on body, the doll head can turn to the right and the left freely.

To avoid spine defect, the head-lifting and head-bowing forward and backward should not exceed 45 degrees and the head-swaying to the right and left should not go beyond 45 degrees.

Eyes movements

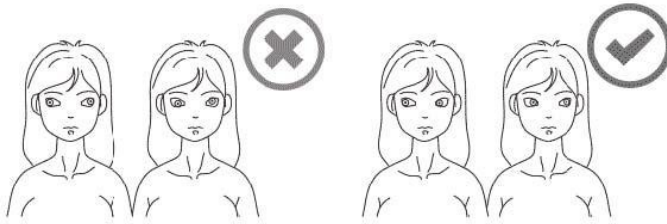


The doll eyes are movable. To adjust the doll eyes, simply open the eye

Funwest Doll Movement Range

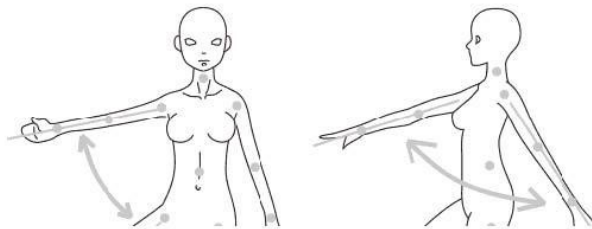
user manual

lids, push the eyeball to make the eyes smaller, pull the eyeballs to make the eyes bigger and rotate the eyeball to adjust angle.

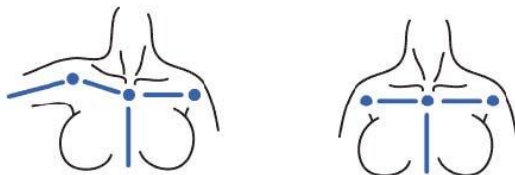


Please do not rotate the doll sight line to a weird angle.

Shoulders and arms movements



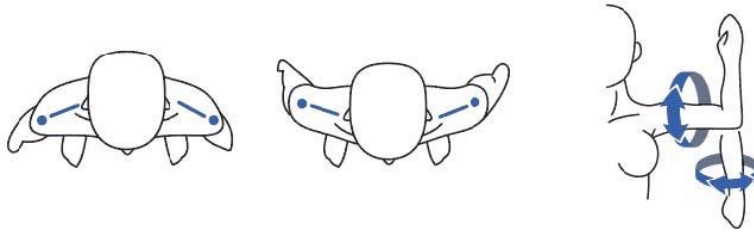
The upper arms can move about 120 degrees forward and 45 degrees backward.



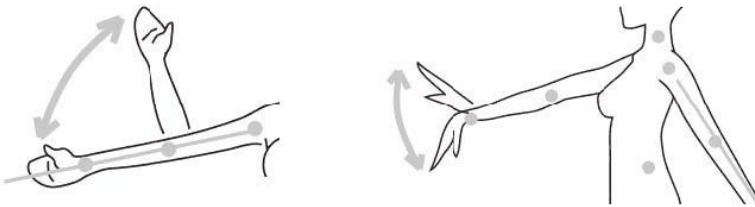
Raise the upper arms sideward no more than 120 degrees to avoid tearing the armpit skin.

Funwest Doll Movement Range

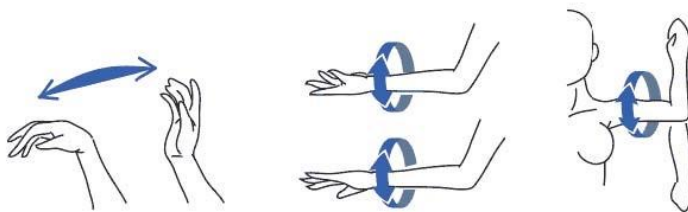
user manual



The lower arms can bend in one direction for 90 degrees. Do not bend or rotate in other directions. (just like a real human arms).



The lower arms can rotate with a 60 degree limit, wrist can bend up and down 45 degrees(again, just like a real human arms).



The lower arms can rotate with a 60 degree limit, wrist can bend up and down 45 degrees(again, just like a real human arms).

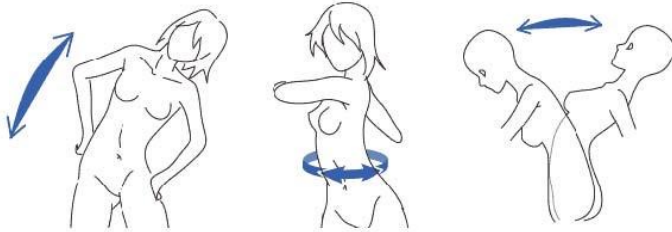


Funwest Doll Movement Range

user manual

Waist Movements

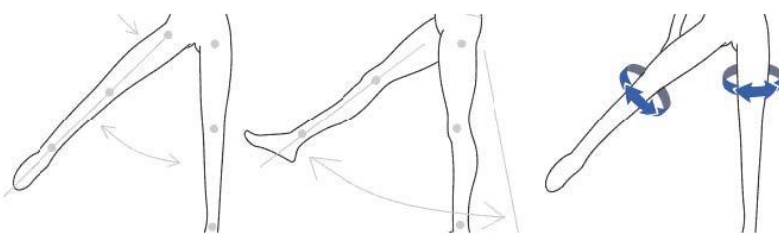
The doll waist can bend to the left and right horizontally with limited 30 degrees.



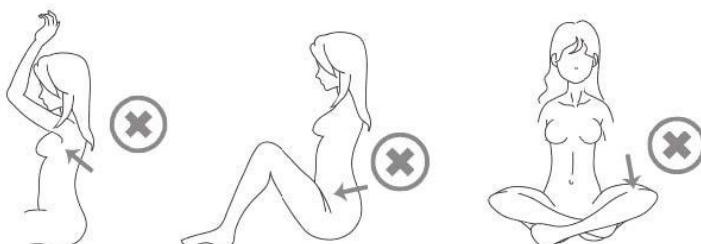
The doll waist can bend forward and backward (waist bending and chest thrusting out) with limited 30 degrees. When the body rotates right and left (waist twisting), the angles are limited to 30 degrees.

When the waist is bent and rotated simultaneously, angles in all directions are superimposed and the limits are reduced by half. For example, if bending the waist to the left while twisting it at the same time, the angle limits in all directions will be reduced to maximum of 15 degrees.

Hips and thighs movements



The thighs can raise forward to maximum of 120 degrees and backward 30 degrees. The thighs can raise sideward to maximum of 40 degrees.



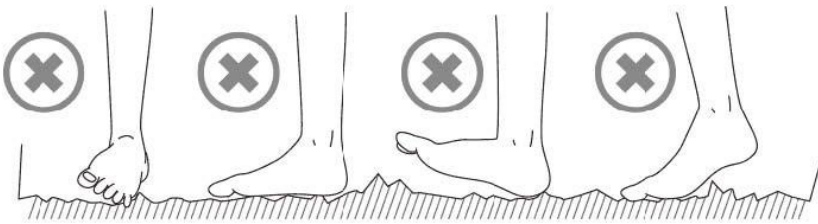
Funwest Doll Movement Range

user manual

Knees and ankles movements



The lower legs can bend backward to the maximum of 120 degrees and the recommended angle is 100 degrees.



The doll's ankles can rotated up and down 45 degrees at most.



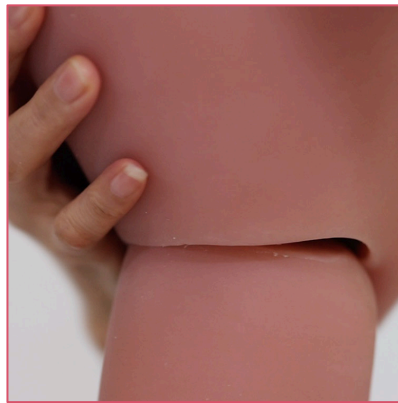

Funwest Doll Assembly

user manual

We understand that you can't wait for all the fun you're going to have with your Funwest Doll !

First thing you should know, in order to ship safely and efficiently, the doll head is detached from the body.

You need to attach the head to make the doll fully assembled.



This process is very simple, line both parts up and rotate clockwise, be careful to avoid the two layers of skin from catching on each other.

Once the doll is fully assembled, feel free to see how the doll look in the provided lingerie, or perhaps something else you had in mind?

Lastly, a quick reminder that you should always use a high-quality water-based lubricant with the doll and to store the doll in a flat, rested position.



Funwest Doll Care And Longevity

user manual

Your Funwest Doll can last a long time with the appropriate care. We recommend regular cleaning and some suggestions to increase the longevity.

Clean thoroughly after each use

Allow water to drain after cleaning

Applying talcum powder evenly to the skin after cleaning

Store in a flat, rested position to avoid any stretch marks

Store in a safe, cool and stable environment

Keep the wig regularly brushed to avoid tangles

Remove clothing or lingerie between uses

Avoid any lubricants that are not water based

Avoid excessive force and/or aggression to your Funwest Doll

Avoid metallic accessories or equipments such as handcuffs

Avoid dropping or mishandling your Funwest Doll

Taking these steps will increase the lifetime of your Funwest Doll and maintain your experience to a high level of satisfaction.

Funwest Doll Cleaning

user manual

It's important to clean your Funwest Doll after each use for the following benefits:



To maintain proper hygiene



To increase the longevity



To maintain performance and enjoyment

For regular cleaning, we recommend using fresh, warm water and the provided douche to flush out all orifices. This process should remove any lubricants or bodily fluids if done correctly.

Depending on the use, you should flush each orifice 10-20 times, while allowing drainage in between each flush.


To allow water to fully drain from both orifices, we recommend leaving your Funwest Doll in a seated position on a clean towel for 30-60 minutes. After this, your Funwest Doll should be returned to a flat, rested position until the next use.

Cleaning all general skin surface areas should be done gently with a warm wash cloth or towel. This should be done very gently to avoid marking or scratching the TPE skin. Full body cleaning should be done every 2-4 weeks to avoid any bacteria build up.

Funwest Doll storage

When storing your Funwest Doll, care should be taken to increase the longevity of the doll and maintain its performance.

In between uses, your Funwest Doll should be kept in a suitable environment. Steps and suggestions include the following:



Keep your Funwest Doll in a flat, rested position.

Store your Funwest Doll in a cool environment that has minimal temperature change (15°C to 25°C).

Keep your Funwest Doll dry and clean at all times.

Keep your Funwest Doll undressed to avoid colour transfer or markings.

Keep your Funwest Doll out of direct sunlight to avoid colour change or fading.

To keep your Funwest Doll secure and discreet, you can use the original shipping carton as a means for storage, ensuring the care blanket is used to protect your Funwest Doll from the cardboard edges.



Funwest Doll Warranty

user manual

We promise every Funwest Doll is made to order and every new doll is protected against manufacturing defects in materials and/or workmanship. We will require the customer to report the defect upon delivery and complete a standard procedure for warranty claims that will involve media such as photos and videos to help us identify the fault with the doll. This is mandatory.

Funwest Doll warranty does not include wear and tear, damage or decrease in performance such as:

Wear and tear associated with general usage

Damage that has been caused by excessive force or inappropriate use

Damage caused by improper care that goes against the suggestions in this care guide

Damage from transport or mishandling

Damage from objects or accessories used on or to the product

Damage caused by clothing or chemicals

Damage caused by natural events such as flooding or fires

Damage caused by pets or animals

Funwest Doll Customer Support

user manual



For any questions or assistance, please feel free to contact the vendor of your Funwest Doll.



Funwest Doll Disclaimer

user manual

1. The doll head and body are created by the sculptors freely using their imagination. It does not involve imitation to any portraits of real people.
2. Due to the adult product property of dolls, it is forbidden to use or purchase by people under 18 years of age. Please store the doll properly and keep it out of the reach of children.
3. It is forbidden to display the doll naked in public places, the manufacturer shall take no responsibility for any consequences arising therefrom.
4. The doll is a personal item, the manufacturer shall take no responsibility for the spread of diseases caused by unauthorized resale.
5. Please dispose properly when the doll is not needed.

